


JANGRO Product Guide



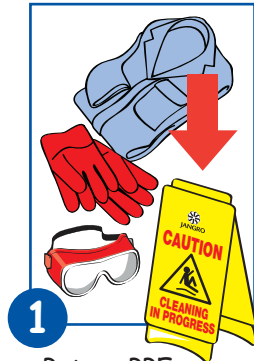
Micro Clean Biological Stain and Odour Remover BE100-5



Health & Safety
Please refer to relevant
COSHH Sheet.




Spot
Cleaning



1 Put on PPE.
Place safety signs.




2 Shake container
well before
opening.



3 Dilute 1:1 with
warm water.



4 Sponge into
contaminated
area.



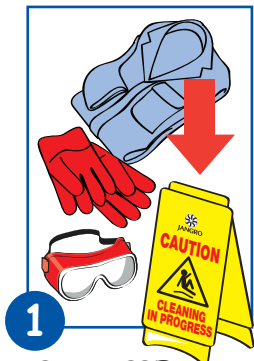
5 Allow to dry for
30 minutes.
Cover with
white cloth.



6 Remove
safety signs.



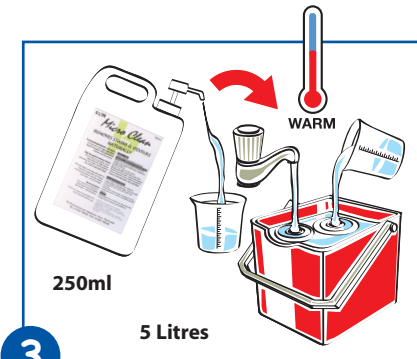
General
Cleaning



1 Put on PPE.
Place safety signs.



2 Shake container
well before
opening.



3 Dilute 250ml per 5 litres
of warm water.



4 Mop or wipe surface.



5 Once surface
is dry, remove
safety signs.